

# PACKING THE JIB BAG



The Fulcrum assembly will go into one of the black padded bags, and the front and rear assemblies into the other padded bag

# PACKING THE JIB BAG--STEP 1


Nest the weight bucket and place in the center of the bag.



# PACKING THE JIB BAG--STEP 2

Attach the Stiffening Bar to one rail, then place all of the rails into the bag.  
Secure with the two straps

Note: the two 12" rails are at the front.




# PACKING THE JIB BAG--STEP 3

Place the small items in the front zippered section

100mm cup assembly



Weight bucket clamp, U-Shaped  
bracket, trolley stops



# PACKING THE JIB BAG--STEP 4

Add the two padded bags containing the fulcrum assembly and the front and rear assemblies.

The custom Porta-Brace Bags come with built-in back-packing straps.



Jib bag loaded weighs 35 Lbs. (16.8 kg.)



# PACKING THE TRIPOD BAG

For those buying the Explorer Complete System, only the Tripod and Monopods go into this second bag. For those buying the Explorer Basic system, which only includes two bags, the Leveling Feet and the Trolley will also go into this second bag.

Place the tripod in main section and the two monopods nested together in the zippered front compartment

The monopods nest together.  
Secure with this knob.



Similarly, the leveling feet also nest together.  
Secure by tightening the clamp.



Tighten the clamp knobs to minimize the width of the monopods so they will more easily fit into the front zippered compartment.



Tripod bag in this configuration with just Tripod and Monopods -- 26 lbs. (11.8 kg.)

# PACKING THE TRIPOD BAG--STEP 2

For those buying the Explorer Basic System, add the trolley and the leveling feet.

When the Explorer is purchased without the Explorer Dolly, this would conclude the packing of the Explorer Basic System--everything in two Porta-Brace Bags.

For the Explorer Complete System, which includes the 3-Wheel Dolly, there is a third Porta-Brace bag, and the Trolley and Leveling feet can be shifted to this third bag, making this second bag less crowded.




Tripod bag in this configuration fully loaded -- 37 lbs. (16.7 kg)

# EXPLORER COMPLETE SYSTEM--BAG 3



Trolley goes in one padded pouch

2 Dolly wheels and 2 leveling feet go in second padded pouch.



3 Dolly Rails go in zippered compartment

Clamps and Dolly hub go in zippered compartment

# EXPLORER COMPLETE SYSTEM--BAG 3

Floating Dolly Wheel and  
2 Leveling Feet remain  
loose in the bag.



3 Dolly Rails go in zippered compartment

Clamps and Dolly hub go in zippered compartment